

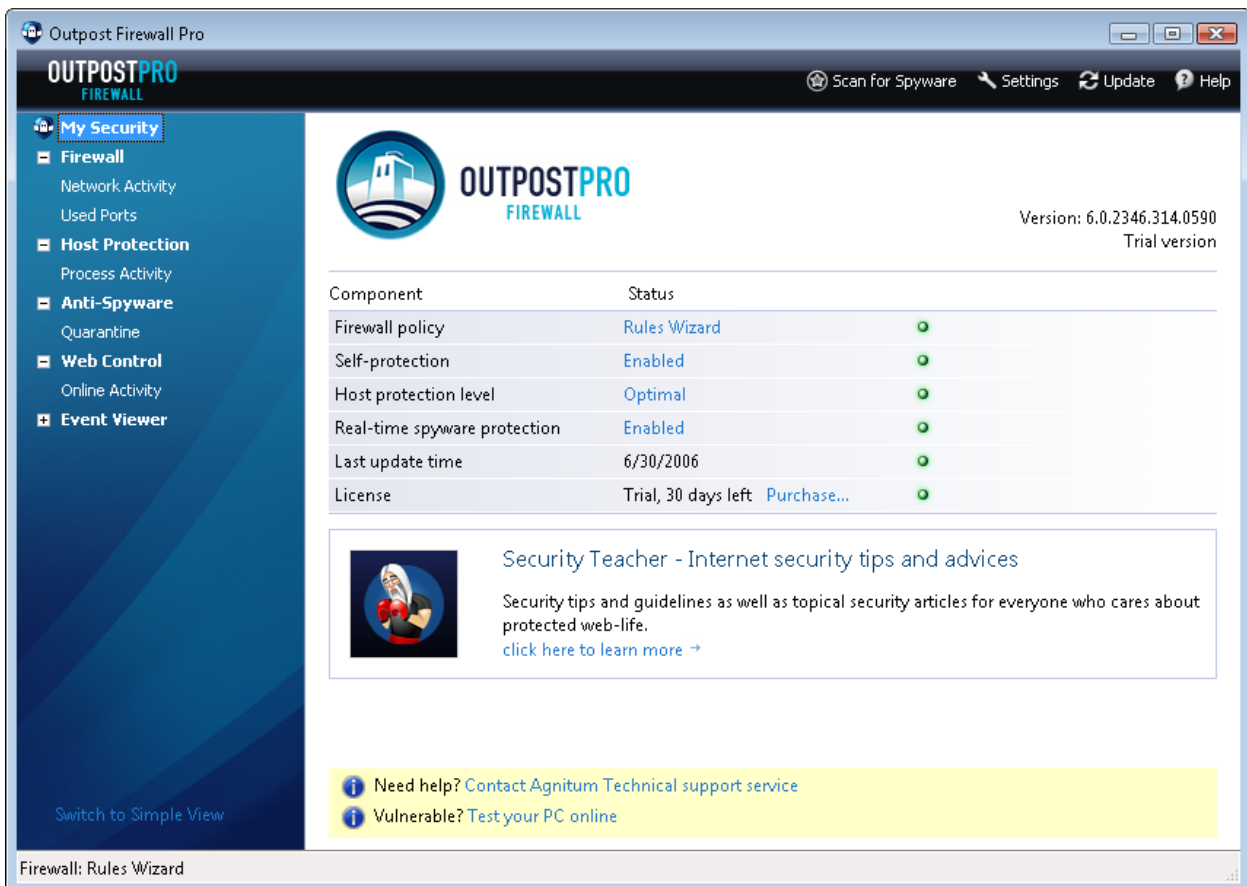


# What's new in Outpost Firewall Pro 2009

*The successor to Outpost Firewall Pro 2008, the 2009 version has been designed with optimization in mind. This principle has touched just about every aspect of the program: from performance and appearance to control and accessibility.*

*The core security layer has been further reinforced to withstand latest internal sabotage attacks and addresses the most lethal leak techniques employed by undetectable malware.*

*Recognizing the growing need to make protection even more robust while maintaining industry-leading performance indicators, the overhauled SmartScan-driven engine checks more susceptible locations and delivers substantial improvement in system scan speeds.*



The screenshot shows the Outpost Firewall Pro 2009 interface. The title bar reads "Outpost Firewall Pro". The main window has a dark header with "OUTPOSTPRO FIREWALL" and navigation icons for "Scan for Spyware", "Settings", "Update", and "Help". A left sidebar contains a "My Security" menu with sub-items: "Firewall", "Host Protection", "Anti-Spyware", "Web Control", and "Event Viewer". The main content area displays the "OUTPOSTPRO FIREWALL" logo and version information: "Version: 6.0.2346.314.0590 Trial version". Below this is a table of system components and their status:

Component	Status
Firewall policy	Rules Wizard <span style="color: green;">●</span>
Self-protection	Enabled <span style="color: green;">●</span>
Host protection level	Optimal <span style="color: green;">●</span>
Real-time spyware protection	Enabled <span style="color: green;">●</span>
Last update time	6/30/2006 <span style="color: green;">●</span>
License	Trial, 30 days left <a href="#">Purchase...</a> <span style="color: green;">●</span>

Below the table is a "Security Teacher" section with a cartoon character icon and the text: "Security tips and guidelines as well as topical security articles for everyone who cares about protected web-life. [click here to learn more](#) →". At the bottom, a yellow banner contains two informational links: "Need help? Contact Agnitum Technical support service" and "Vulnerable? Test your PC online". The status bar at the bottom left reads "Firewall: Rules Wizard".

*Here are the key changes introduced in the 2009 Outpost software lineup:*

## Security Enhancements

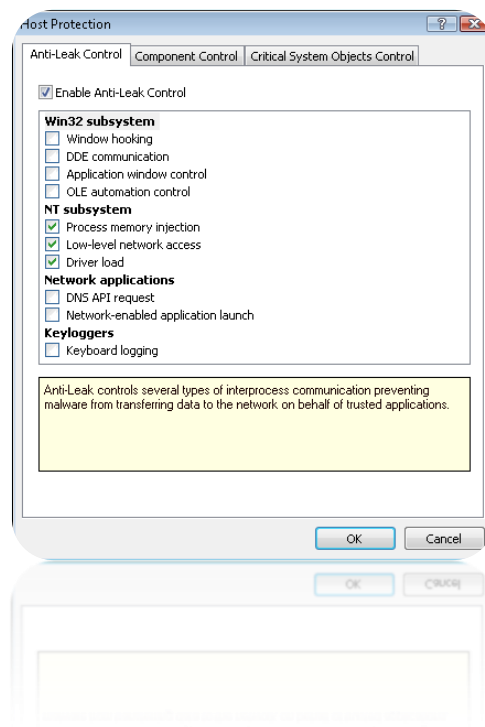
---

### Extended Host Protection

Security needs to stay one step ahead of the growing volume and sophistication of hacker attacks. In order to maintain its status as the leading proactive defense solution, and to fully protect users from inappropriate activity, Outpost now includes protection against the latest security breach techniques. Outpost's perfect leaktest pass scores reflect the product's ability to protect against attacks on personal data employed by real, in-the-wild malware.

### Protection Against Keyloggers

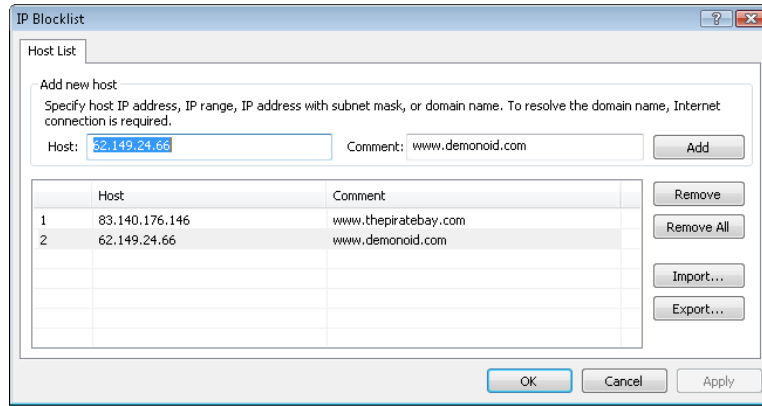
Outpost's Host Protection will protect your system against keylogger activity, monitoring system events and ensuring that no malicious or unauthorized keyboard interactions are possible. This will prevent the unwitting disclosure of personal information, including passwords and credit card numbers entered through your keyboard.



### IP Blocklist Keeps Surfing Clean

Based on the BlockPost plug-in in earlier Outpost versions, the integrated IP Blocklist lets users restrict access to specified Internet domains. A valuable tool for both sensitive individuals and concerned parents, IP Blocklist will deny incoming/outgoing connectivity to ill-intent Internet zones, such as those distributing spyware or delivering obnoxious ads and graphics spam.

The blocked entries can either be manually defined or imported as an aggregated list from community-maintained sources.



## Compatibility Improvements

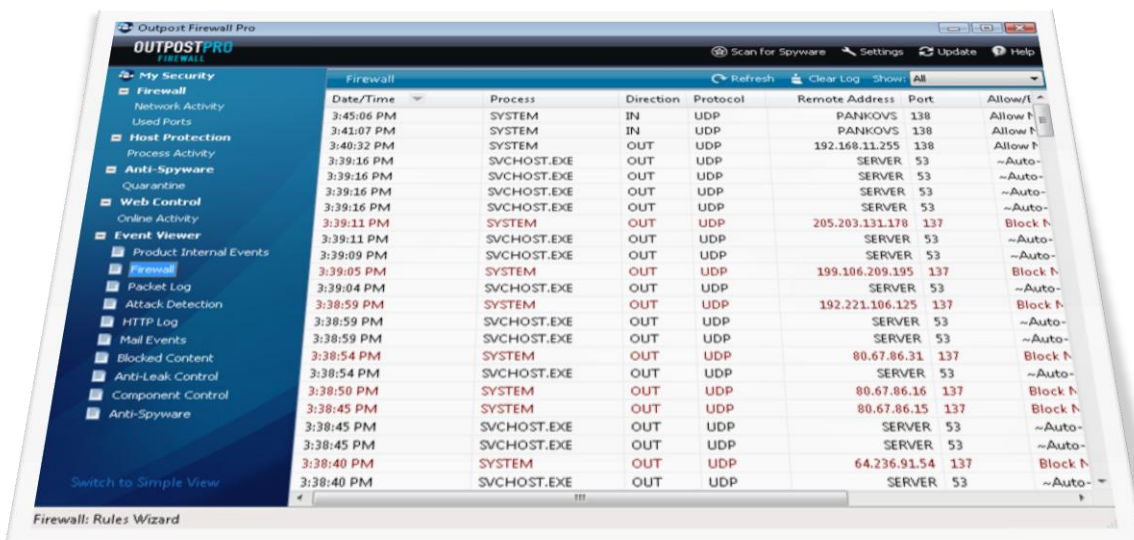
### Driver Certification and Windows Compatibility

Outpost has received WHQL (Windows Hardware Quality Labs) certification, meaning that its protection complies with Microsoft's stringent quality, compatibility and stability requirements.

## Control Enhancements

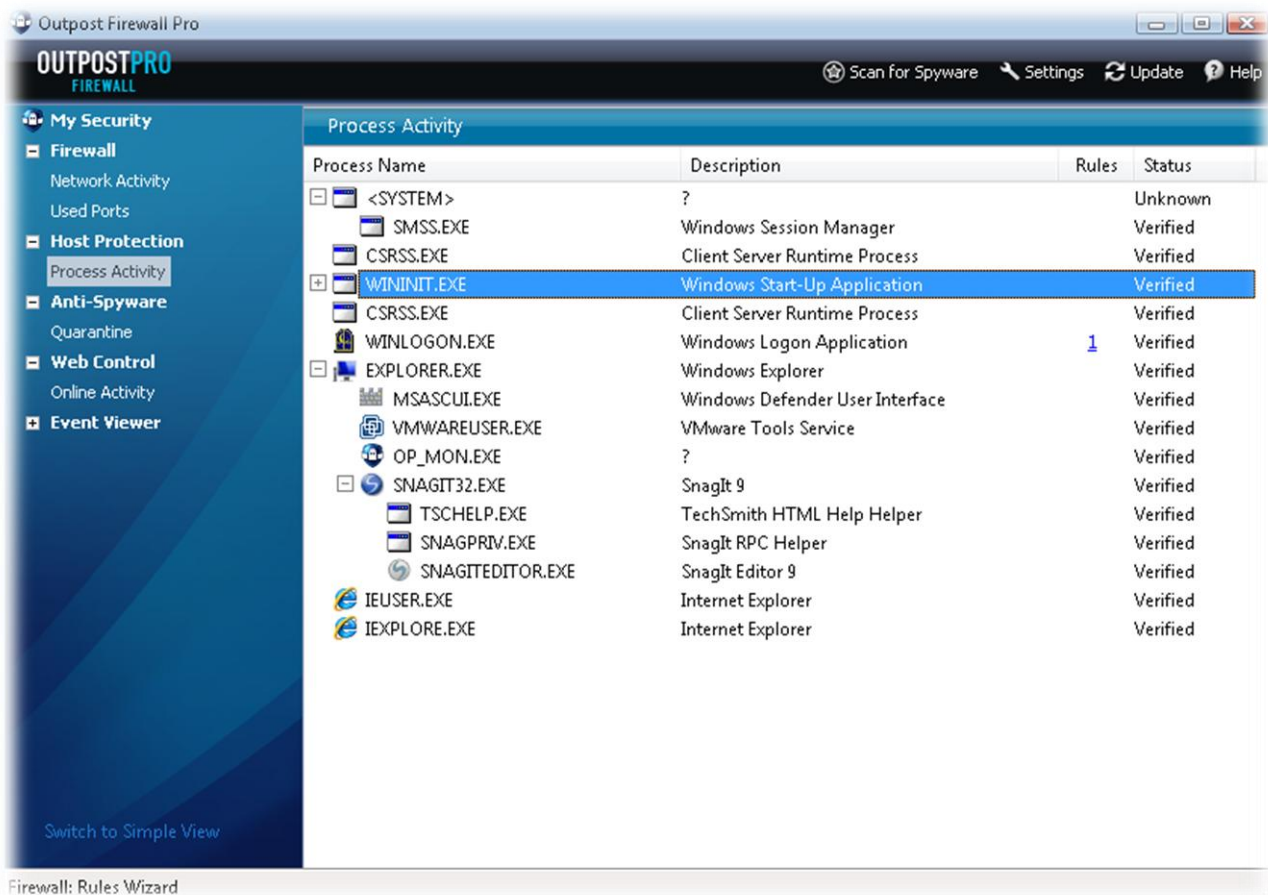
### Improved Event Logger Manageability

The familiar Outpost event logger is back with its per-category filterable and sortable log entries. The new version delivers clarity, transparency and control of program events, enabling you to focus in on a problem and quickly fix it.



## [Comprehensive Process Activity Monitor](#)

The need to install third-party process monitoring software is gone thanks to the new Process Activity view. This much-anticipated tool lists all currently active processes in expandable format, providing quick access to key properties such as parent application, executable path, established connections, bytes sent/received and other information. Plus, you can edit existing rules for a monitored application or create new ones right from the interface.



## [More Informative Network Activity Monitor](#)

You asked for it - here it is. Incorporating one of the most requested features, Outpost 2009 sports a redesigned, more logical Network Activity display where connections are grouped by application. You can view both individual and combined connection stats for each active application, bringing extra visibility to current network activity. Additionally, the list is actionable, meaning you can change a network rule for a target application on the fly.

## [Protection Status Overview](#)

The new dashboard-style display provides a summary of the current Outpost protection status – from the state of updates to the level of security settings for core Outpost components.

## Appearance/Accessibility Enhancements

---

### Easy Interface Layout Toggle

By switching between the Basic and Expert interface layout options, you can customize your preferred view of the main program window. The Basic interface is more suitable for users preferring a simple, concise representation of current PC activity, with no extraneous information. The Expert interface provides more details, along with granular statistics that can be drilled into down to the finest detail. The default interface view is configured at installation, depending on the selected expertise level; you can always change it later if you wish.

## Performance Gains

---

### Radical Scan Speed Increase

With the revolutionary changes to SmartScan enabling it to store the history of past scans in a single secure location, the file scanner runs up to ten times faster than before, and data stream processing is much more efficient.

### Outstanding Performance and Very Low Resource Consumption

Computers protected by Outpost now start faster, run faster, scan faster, and use fewer system resources, delivering the ultimate in transparent, hands-free security.

## **BOTTOM LINE**

---

Outpost has just got even better with its easily manageable, highly configurable protection that doesn't strain system resources. Give your computer what it deserves – comprehensive, reliable, highly effective protection that's easy to use. Download a [free evaluation copy](#) of Outpost today and say goodbye to the threats of tomorrow.